








Tricky Words	Strategies / mnemonics	Tricky Words	Strategies/mnemonics	Tricky Words	Strategies/Mnemonics
your	You-r	here	It's a place word - draw chuch and fit inside. 	eyes	Draw it with two eyes inside the holes of the 'e's and the y making a nose 
all	All loves 'L's	there / , where	Start with here and add 't' or 'w' at the start to make other place words	because	big eagles can always use small exits (picture: eagle swooping through doorway)
are	Always remember eggs	One	Odd never even	friend	fr - I - end (pronounce it fry-end)
of	https://howtospell.co.uk/of-and-off	When, what, where, which, who	Wh for whistle for question words. What looks like wh-hat (draw a hat with a question mark on it to remind)	different	Chunk it into syllables whenever we come across the word: dif/fer/ent
said	Looks like s - ai - d	oh	Drawing: Or mnemonic: Orcas, hide! 	love	Draw two faces in love: 
Have, some, come, like	Look like split sounds.	Ask, asked	apples scare koalas (with a funny picture)	once, mouse, please,	Use 'ce', 'se' and 'se' ("z") sounds.
were	Were emus really edible?	Says & today	Use phonics: ay for pray	Out	Sound it out
they	Tricky word song - they is like the with a y at the end	their	Drawing of their with a person in the 'i'. 	saw	Mnemonic: See a wizard 
little	lit/tle (the i is little so it needs a double t to protect it)	looked, called, asked	look-ed, call-ed, ask-ed - remind 'ed' goes at the end for past tense	was	Mnemonic: wind and sun 
people	pe-o-ple (drawing with 5 people/ smiley faces inside the holes in each letter)	water	sound it out as w-a-ter	thought & through	chant 'ough': Teacher: 2 4 6 8 Childen: OUGH Teacher: "Who do we appreciate?" Chn: OUGH
could	mnemonic for 'ould' : "o u lucky duck"	Remember by sight (point out in books, posters etc)	Do, Mr/,Mrs/	laughed /	lonely animals go home eating doughnuts

